

EXTERIOR COLOR SCHEMES FOR CANTERBURY LAKES HOMES

Lowe's Valspar Exterior Body, Trim, and Rough Stucco (if present on home)
 (These are keyed to the Valspar "Exteriors" folder)

#	Body	Trim	Rough Stucco
1	3007-8B Baked Scone	3007-7A Lioness	Two tone only
2	2007-9A Not allowed		
3	6006-4A La Fonda Wild West Green	7006-14 Madison Ave (card)	6009-4 Moss Mulch
4	3005-10A Sandy Cove (reversed from card)	2003-5A Tropical Nut	Two tone only
5	3002-10A Warm Buff	3003 9A Humbolt Earth	
	3002-10A Warm Buff	3002-10C Churchill Hotel Ecru (card)	3002-9B Mocha Syrup (card)
6	2005-6A Not allowed		
7	3001-10B Milk Toast	2001-9B Country Path	Two tone only
8	5004-1C Green Tea Leaves	5004-1A Aspiration (card)	5004-2C La Fonda Territory Green
9	2005-9C Delta Sandbar	2005-10C Bungalow White	Two tone only
10	5003-2B Not allowed		
11	5006-2A Wet Pavement	5006-1A Comet Dust (card)	5006-2B Porcelain Shale (card)
12	4008-1C Stone Mason Gray	7002-16 Swiss Coffee	Two tone only
13	5007-2A Gray Expose	5006-18 Notre Dame	5007-2B Lead Cast (card)
14	5001-3C Blue Arrow	7004-20 Bleached Slate	Two tone only
15	4007-3B Shark Loop	7002-12 Quail Egg	4007-3C Evening Eclipse (card)
16	4004-1B Urban Sunrise	4004-1A Tempered Gray (card)	4004-2A Mark Twain House Ombra Gr (card)
17	1005-9C Not allowed		
18	2004-9A Not allowed		
19	5001-4A Not allowed		
20	6002-1C Gray Silt	6002-2B Mossy Aura (card)	
21	2004-10B Sand Storm	7006-24 Ultra White (card)	Two tone only
22	6006-2A Stone Manor	6006-1A Woodrow Wilson Putty	Two tone only

Trim



3007-7A Lioness



~~3007-7A Lioness~~



6009-4 Moss Mulch

Trim



7006-14
Madison Avenue

Trim



3003-9A Humbolt Earth

Trim or



3002-10C
Churchill Hotel Ecru



~~3002-10C Churchill Hotel Ecru~~




~~3002-10C Churchill Hotel Ecru~~

1 - Body



3007-8B Baked Scone

3 - Body



6006-4A La Fonda Wild West Green

5 - Body




3002-9B
Mocha Syrup

3002-10A Warm Buff

Stucco

6 - not a choice



2 - Not a choice



~~3007-7A Lioness~~

4 - Trim



2003-5A Tropical Nut



~~3007-7A Lioness~~



~~3007-7A Lioness~~

Body



3005-10A Sandy Cove



~~3005-10A Sandy Cove~~

House/Casa: 3002-10A Warm Buff, Trim/Borde: 3003-9A Humbolt Earth, 2004-5B Clove Bud



All colors shown in Satin Sheen. Todos los colores que se ilustran son en brillo satinado.



House/Casa: 3001-10B Milk Toast, Trim/Borde: 2011-9 Soul Chocolate, 2001-9B Country Path

7-Body



3001-10B Milk Toast

Trim



2001-9B Country Path




8-Body



5004-1C Green Tea Leaves

Trim



5004-1A
Aspiration



5004-2C La Fonda
Territory Green

Trim



2005-10C
Bungalow White




9-Body

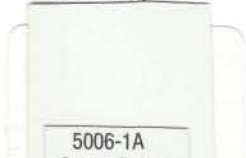


2005-9C Delta Sandbar

10- Not a choice



Trim




5006-1A
Comet Dust

11-Body



5006-2A Wet Pavement

12-Body




4008-1C Stone Mason Gray

Trim



7002-16 Swiss Coffee



5006-2B
Porcelain Shale



7002-16 Swiss Coffee

Actual colors may vary slightly due to lighting & surface being painted.
 Los colores reales pueden variar ligeramente debido a la iluminación y la superficie donde se apliquen.

<p><i>Trim</i></p>  <p>5006-1B Notre Dame <i>Stucco</i></p>  <p>5007-2B Lead Cast</p>	<p><i>13-Body</i></p>  <p>5007-2A Gray Expose</p>	<p><i>14-Body</i></p>  <p>5001-3C Blue Arrow</p>	<p><i>Trim</i></p>  <p>7004-20 Bleached Slate</p>  <p>5007-1B Slate Court</p>
<p><i>Trim</i></p>  <p>7002-12 Quail Egg <i>Stucco</i></p>  <p>4007-3C Evening Eclipse</p>	<p><i>15-Body</i></p>  <p>4007-3B Shark Loop</p>	<p><i>16-Body</i></p>  <p>4004-1B Urban Sunrise</p>	<p><i>Trim</i></p>  <p>4004-1A Tempered Gray</p>  <p><i>Stucco</i></p> <p>4004-2A Mark Twain House Ombra Gray</p>

House/Casa: 4007-3B Shark Loop, Trim/Borde: 7002-12 Quail Egg, 4002-4C Boysenberry Jam




*Not available in quarts.
*No están disponibles en cuartos de galón


17-Nota Choice



18-Nota choice



19-Nota choice



Trim


21-Body



House/Casa: 1005-9C Forest Trail, Trim/Borde: 7002-15 Chef White, 1004-9A Piano Brown, 1005-9B Berry Brandy

20-Body

Trim



6002-1C Gray Silt

22-Body



6011-3 Night Safari



6006-2A Stone Manor

Lowe's Valspar Front Entry Door Choices
These are keyed to paint chips only

1	1007-5A Cooper Molera Fandango Red	2	1007-9A Potter's Rock	3	3007-6C Crafted White
4	5004-2C La Fonda Territory Green	5	2010-9 Gardener's Soil	6	5003-2C Blackened Pine
7	4007-4B Smoky Patch	8	5002-4C Sequoia Glade	9	5011-2 Very Black
10	6011-3 Night Safari	11	1005-7A Crabapple Wine	12	7006-24 Ultra White

Lowe's Valspar Entry Door Choices

1

1007-5
NATIONAL TRUST FOR
HISTORIC PRESERVATION



1007-5A
Cooper Molera Fandango Red

2

1007-9



1007-9A
Polter's Rock

3



3007-6C
Crafted White

4

NATIONAL TRUST FOR
HISTORIC PRESERVATION



5004-2C
La Fonda Territory Green

5

2010-9

2010-9
Gardener's Soil

6



5003-2C
Blackened Pine


7




4007-4B
Smoky Pitch

Lowes Valspar Entry Door Choices


8



9



10



11



12

