

**EXTERIOR COLOR SCHEMES FOR CANTERBURY LAKES HOMES**

Lowe's Olympic Exterior Body, Trim, and Rough Stucco (if present on home)  
 These are keyed to paint chips only

#	Body	Trim	Rough Stucco
1	A14-1 Silk Sails	A10-3 Queen Anne's Lace	Two tone only
2	C14-3 Spiced Vinegar	C14-1 Adobe White	C14-4 Jute
3	C18-3 Arabian Sands	C18-1 Pearls and Lace	C18-4 Covered Wagon
4	C67-3 Light Sage	D30-3 Silver Feather	C67-4 Cavern Moss
5	D11-2 Fisherman's Net	D 10-1 Heirloom Lace	D11-3 Tabu
6	D12-3 Prairie Dust	D12-1 Navajo White	D12-4 Saddle Soap
7	D13-1 Off White	D13-3 Dusty Trail	Two tone only
8	D14-4 Oyster Shell	D14-1 Gravel	D14-5 Stony Fields
9	D15-4 Stone Gray	D15-1 Mountain Gray	D15-5 Clam Shell
10	D21-3 Camel	D21-1 Diamond Mine	D21-4 Sautéed Mushroom
11	D21-4 Sautéed Mushroom	D21-1 Diamond Mine	Two tone only
12	D24-3 Bristlecone	D24-1 Treasure Map	D24-4 English Saddle
13	D24-4 English Saddle	D24-1 Treasure Map	Two tone only
14	D27-3 Creamy Chocolate	C20-3 Irish Cream	D27-4 Almond Fudge
15	D31-3 Gray Marble	D31-1 Gray Beard	D31-4 Antique Silver
16	D31-4 Antique Silver	D31-1 Gray Beard	Two tone only
17	D45-3 Silver Charm	D45-1 Winter Haven	D45-4 Victorian Pewter
18	D64-3 Georgian Silver	D64-1 Faint Flicker	D64-4 Flint Gray
19	D68-4 Smokey Slate	D68-1 Rain Cloud	D68-5 Autumn Gray

A14a

Body

A14-1  
Silk Sails

C18-3  
Arabian Sands

Trim

C18a

A10-3  
Queen Anne's Lace

C18-1  
Pearls and Lace

Stucco

C18b

C18-4  
Covered Wagon

1 ↑

Lowes

3 ↑

Olympic

Lowes

↓ 2

↓ 4

Body

C14-3  
Spiced Vinegar

C67-3  
Light Sage

C14a

Trim

Silver Feather D30-3

C14-1  
Adobe White

C14b

Stucco

C67b

C14-4  
Jute

C67-4  
Cavern Moss

D13a

Body

D13-1  
Off White

D11-2  
Fisherman's Net

Trim

D13-3  
Dusty Trail

D10-1  
Heirloom Lace

Stucco

D11-3  
Tabu

5 ↑

7 ↑

Lowes

Olympic

Lowes

↓ 6

↓ 8

D14b

Body

D14-4  
Oyster Shell

D12-3  
Prairie Dust

D14a

Trim

D14-1  
Gravel

D12-1  
Navajo White

D12b

Stucco

D14-5  
Stony Fields

D12-4  
Saddle Soap

D15b

*Body*

D15-4  
Stone Gray

D21b

D21-4  
Sautéed Mushroom

D15a

*Trim*

D21a

D15-1  
Mountain Gray

D21-1  
Diamond Mine

D15-5  
Clam Shell

*Stacco*

9 ↑

11 ↑

*Lowes*

*Olympic*

*Lowes*

↓ 10

↓ 12

D21-3  
Camel

*Body*

D24-3  
Bristlecone

D21a

*Trim*

D24a

D21-1  
Diamond Mine

D24-1  
Treasure Map

D21b

*Stacco*

D24b

D21-4  
Sautéed Mushroom

D24-4  
English Saddle

D24b

D24-4  
English Saddle

Body

D31-3  
Gray Marble

D24a

D24-1  
Treasure Map

Trim

D31a

D31-1  
Gray Beard

Stucco

D31b

D31-4  
Antique Silver

13 ↑

15 ↑

Lowes

Olympic

Lowes

↓ 14

↓ 16

D27-3  
Creamy Chocolate

Body

D31b

D31-4  
Antique Silver

C20-3  
Irish Cream

Trim

D31a

D31-1  
Gray Beard

D27b

D27-4  
Almond Fudge

Stucco



D45-3  
Silver Charm



D45a

D45-1  
Winter Haven




D45b

D45-4  
Victorian Pewter

Body


Trim

Stucco



D68b

D68-4  
Smoky Slate



D68a

D68-1  
Rain Cloud



D68-5  
Autumn Gray

17 ↑

19 ↑

Lowes

Olympic

Lowes

↓ 18



D64-3  
Georgian Silver



D64a

D64-1  
Faint Flicker



D64b

D64-4  
Flint Gray

Body

Trim

Stucco

**Lowe's Olympic Front Entry Door Choices**

**These are keyed to paint chips only**

1	Apple-A-Day B35-6	2	Coffee Bean D16-6	3	Black Elegance D43-6
4	Slate Pebble D32-3	5	Wine Barrel C25-6	6	Castle Stone D67-6
7	Royal Hunter Green C64-6	8	Earl Gray D18-4	9	Warm Mahogany C31-6
10	White Smoke C10-1	11	Queen Anne's Lace A10-3	12	Heavy Cream C14-2
13	Blue Zephyr D47-5				
	Exterior White (Sample found in the "An Inspired collection for Exteriors" folder)				

# Olympic Exterior Doors Lowes



APPLE-A-DAY B35-6

1




COFFEE BEAN D16-6

2



BLACK ELEGANCE D43-6

3



SLATE PEBBLE D32-3

4



WINE BARREL C25-6

5



CASTLE STONE D67-6

6



ROYAL HUNTER GREEN C64-6

7



EARL GRAY D18-4

8




WARM MAHOGANY C31-6

9



WHITE SMOKE C10-1

10



QUEEN ANNE'S LACE A10-3

11




HEAVY CREAM C14-2

12



BLUE ZEPHYR D47-5

13



EXTERIOR WHITE